

Brick and Mortar Treasure Hunt

Option 1: Solo Hunt

ETHNIC NEIGHBORHOODS are full of treasures hidden in the architecture.
How wide open are your eyes?


1. **STUDY** the card you're given with a close-up detail "hidden" in Cambria City.
2. **LOOK** for your detail as you walk. Write down the address where you find it.
3. **GLUE** or tape the card in the space below. Take 10-15 minutes to draw in the rest of the building to the paper edges. Include as many details as you can.

Address: _____

Name & Purpose of building: _____



Sample drawings by an adult artist




Brick and Mortar Treasure Hunt Tally Sheet


Option 2: Team Hunt

ETHNIC NEIGHBORHOODS are full of treasures hidden in the architecture. Can you find them? By the end of your walk, your team should have located and recorded all four of its assigned details.


1. **WORK** in teams of four. Your team will get a set of four cards with close-up details “hidden” in Cambria City. Each team member will keep a tally sheet.
2. **WRITE** the team’s card numbers on your tally sheet before you start.
3. **LOOK** for the details as you walk.
4. **LIST** the address and name and/or function of each place you find a detail.
5. **DRAW** a thumbnail sketch of the buildings where you found each detail.
6. **VERIFY** your finds with your teacher’s key at the end of your walk.

 **Address:** _____

Name & Function: _____

 **Address:** _____

Name & Function: _____

 **Address:** _____

Name & Function: _____

 **Address:** _____

Name & Function: _____